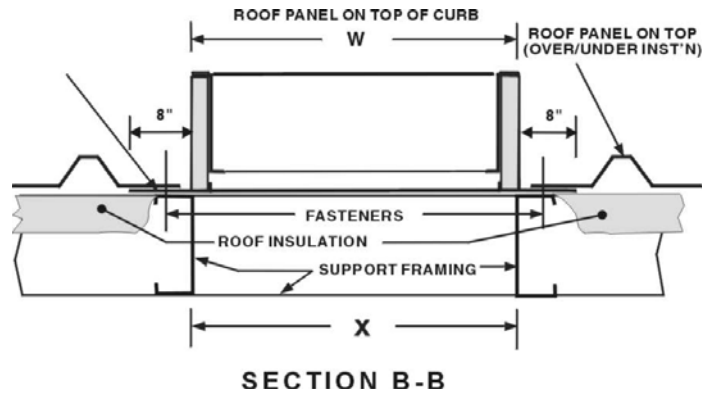
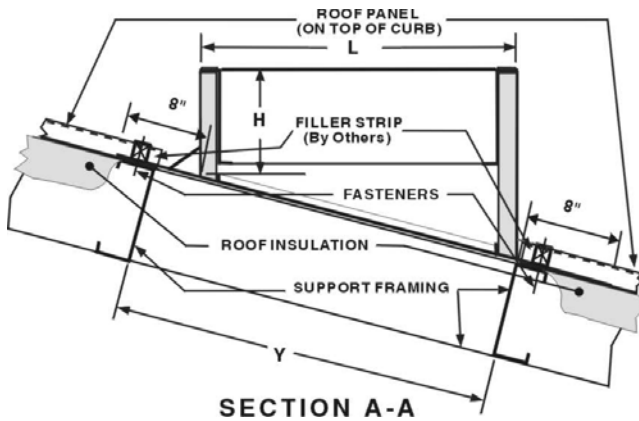
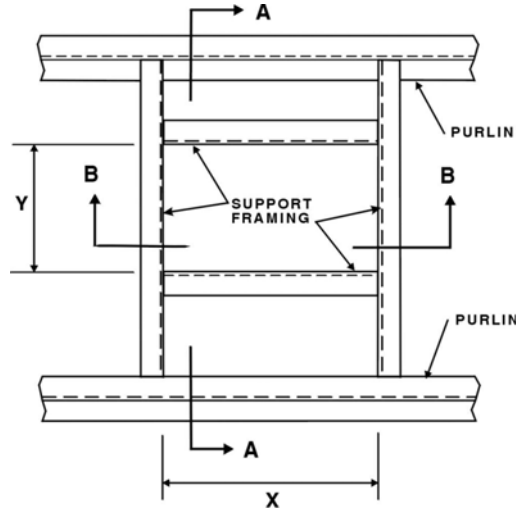




6532 TOWER LANE, CLAREMORE, OK. 74019
 Phone: 877-728-3278 Fax: 877-203-1998
 [A Division of Acme Mfg. Corp.]

**Metal Roof Curb
 Self-Flashing
 Type FCMR-3**

TYPI-



RECOMMENDED DIMENSIONS		
ROOF PITCH	X-DIMENSION	Y-DIMENSION
UP TO 2 to 12 PITCH	EQUAL TO "W"	EQUAL TO (1.00*L)+5"
3 to 12 PITCH	EQUAL TO "W"	EQUAL TO (1.03*L)+5"
4 to 12 PITCH	EQUAL TO "W"	EQUAL TO (1.05*L)+5"
5 to 12 PITCH	EQUAL TO "W"	EQUAL TO (1.08*L)+5"
6 to 12 PITCH	EQUAL TO "W"	EQUAL TO (1.12*L)+5"
7 to 12 PITCH	EQUAL TO "W"	EQUAL TO (1.16*L)+5"
8 to 12 PITCH	EQUAL TO "W"	EQUAL TO (1.20*L)+5"
9 to 12 PITCH	EQUAL TO "W"	EQUAL TO (1.25*L)+5"
10 to 12 PITCH	EQUAL TO "W"	EQUAL TO (1.30*L)+5"
11 to 12 PITCH	EQUAL TO "W"	EQUAL TO (1.36*L)+5"
12 to 12 PITCH	EQUAL TO "W"	EQUAL TO (1.41*L)+5"

EXAMPLE: 36"X48" CURB w/ 4 to 12 Pitch:

$W = 36", L = 48" \quad X = 36" \quad Y = 55\text{-}3/8" (= 1.05 \times 48 + 5)$