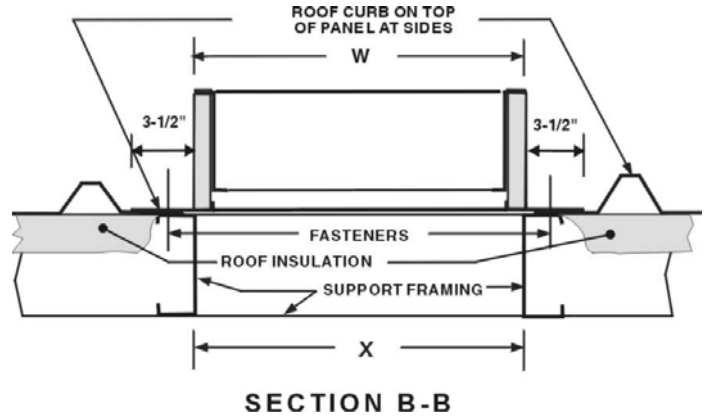
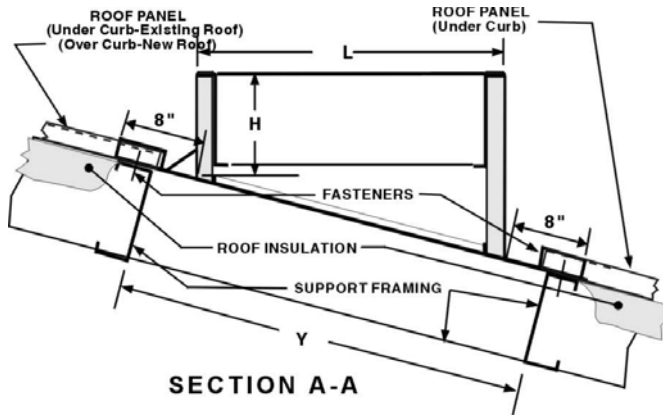
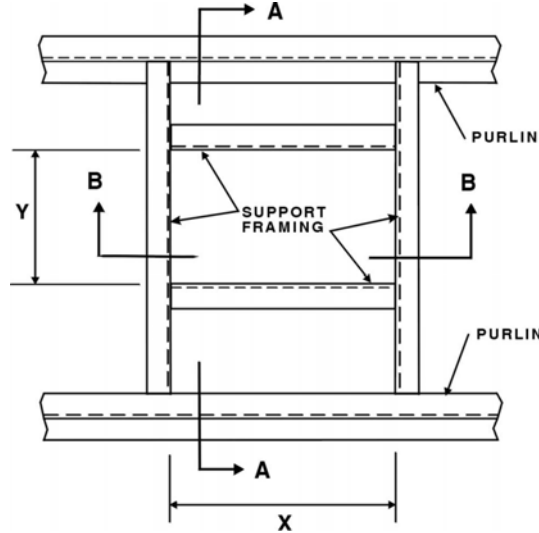




6532 TOWER LANE, CLAREMORE, OK. 74019
 Phone: 877-728-3278 Fax: 877-203-1998
 [A Division of Acme Mfg. Corp.]

**Metal Roof Curb
 With Loose Clips
 Type FCMR-2**

TYPICAL FRAMING DETAILS FOR TYPE MRLC CURB



RECOMMENDED DIMENSIONS		
ROOF PITCH	X-DIMENSION	Y-DIMENSION
UP TO 2 to 12 PITCH	EQUAL TO "W"	EQUAL TO (1.00*L)+9-1/2"
3 to 12 PITCH	EQUAL TO "W"	EQUAL TO (1.03*L)+9-1/2"
4 to 12 PITCH	EQUAL TO "W"	EQUAL TO (1.05*L)+9-1/2"
5 to 12 PITCH	EQUAL TO "W"	EQUAL TO (1.08*L)+9-1/2"
6 to 12 PITCH	EQUAL TO "W"	EQUAL TO (1.12*L)+9-1/2"
7 to 12 PITCH	EQUAL TO "W"	EQUAL TO (1.16*L)+9-1/2"
8 to 12 PITCH	EQUAL TO "W"	EQUAL TO (1.20*L)+9-1/2"
9 to 12 PITCH	EQUAL TO "W"	EQUAL TO (1.25*L)+9-1/2"
10 to 12 PITCH	EQUAL TO "W"	EQUAL TO (1.30*L)+9-1/2"
11 to 12 PITCH	EQUAL TO "W"	EQUAL TO (1.36*L)+9-1/2"
12 to 12 PITCH	EQUAL TO "W"	EQUAL TO (1.41*L)+9-1/2"

EXAMPLE: 36"X48" CURB w/ 4 to 12 Pitch:

$W = 36"$, $L = 48"$ $X = 36"$ $Y = 55-3/8" (= 1.05*48 + 9-1/2)$